


7 Easy Steps to the PERFECT SOFA

Why Settle? Finally the choice is all yours ... style, finish, size, comfort, & fabric!


1. CHOOSE YOUR FURNITURE TYPE

CHAIR • SWIVEL CHAIR • LOVESEAT • SOFA • SECTIONAL • SLEEPER

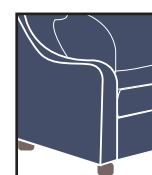
2. CHOOSE YOUR ARM STYLE



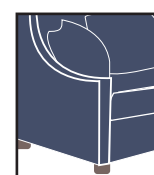
BALL ARM



TRACK ARM



SCROLL ARM



LAWSON ARM

3. CHOOSE YOUR LEG/SKIRT



BLACK CHERRY



CARAMEL



DARK WALNUT



DRIFTWOOD



FROST



SKIRT

LEGS ARE 2 1/2" PYRAMID, EXCEPT FOR A LAWSON ARM STYLE WHICH IS A 2 1/2" CUBE.

4. CHOOSE YOUR SIZE

ARM STYLE	STUDIO	ESTATE	KING	GRANDE
BALL	83"	89"	93"	100"
TRACK	80"	86"	90"	97"
SCROLL	80"	86"	90"	97"
LAWSON	74"	80"	84"	91"

5. CHOOSE YOUR SEATING



2/1




2/2



3/3

ALSO CHOOSE STANDARD OR LUXURY HEIGHT & DEPTH

6. CHOOSE YOUR COMFORT




FIRM-LUX



CONVO-LUX



SPRING-LUX



FOAM DOWN



SPRING DOWN

7. CHOOSE YOUR FABRIC

 **sunbrella**® OVER 3,500 BEAUTIFUL FABRICS